



FREE FLOAT[®] STEAM TRAP

MODEL J7.5X CAST IRON

FREE FLOAT STEAM TRAP WITH THERMOSTATIC AIR VENTING

Features

A reliable and durable cast iron steam trap with tight shut-off for use on large-size process equipment.

1. Self-modulating free float provides continuous, smooth, low velocity condensate discharge as process loads vary.
2. Only one moving part, the free float, prevents concentrated wear and provides long maintenance-free service life.
3. Thermostatic capsule (X-element) with “fail open” feature vents air automatically until close-to-steam temperature.
4. Built-in screen with large surface area ensures extended trouble-free operation.
5. Easy, inline access to internal parts simplifies cleaning and reduces maintenance costs.



Specifications

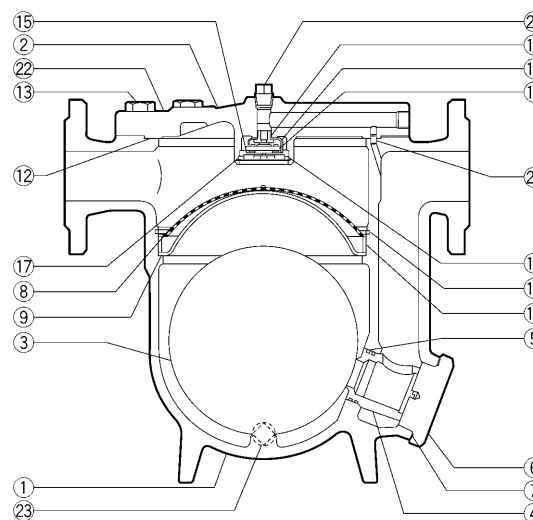
Model		J7.5X
Connection		Flanged
Size		DN 40, 50, 80
Orifice No.		1, 2, 5, 10, 13
Maximum Operating Pressure (barg)	PMO	1, 2, 5, 10, 13
Maximum Differential Pressure (bar)	Δ PMX	1, 2, 5, 10, 13
Maximum Operating Temperature (°C)	TMO	200
Subcooling of X-element Fill (°C)		up to 6
Type of X-element		B

PRESSURE SHELL DESIGN CONDITIONS (**NOT** OPERATING CONDITIONS): Maximum Allowable Pressure (barg) PMA: 13 1 bar = 0.1 MPa
Maximum Allowable Temperature (°C) TMA: 200



To avoid abnormal operation, accidents or serious injury, **DO NOT** use this product outside of the specification range. Local regulations may restrict the use of this product to below the conditions quoted.

No.	Description	Material	DIN*	ASTM/AISI*
①	Body	Cast Iron FC250	0.6025	A126 CI.B
②	Cover	Cast Iron FC250	0.6025	A126 CI.B
③ ^F	Float	Stainless Steel SUS316L	1.4404	AISI316L
④ ^R	Orifice	—	—	—
⑤ ^{MR}	Orifice O-Ring	Ethylene Propylene Rubber	EPR	D2000CA
⑥	Orifice Holder Plug	Ductile Cast Iron FCD450	0.7040	A536
⑦ ^{MR}	Holder Plug Gasket	Fluorine Resin PTFE	PTFE	PTFE
⑧ ^R	Screen	Stainless Steel SUS430	1.4016	AISI430
⑨	Screen Holder	Stainless Steel SUS304	1.4301	AISI304
⑩	Screen Holder Retainer	Stainless Steel SUS304	1.4301	AISI304
⑪	Snap Ring	Stainless Steel SUS304	1.4301	AISI304
⑫ ^{MR}	Cover Gasket	Graphite/Stainl. Stl. SUS316L	- /1.4404	- /AISI316L
⑬	Cover Bolt	Carbon Steel S45C	1.0503	AISI1045
⑭ ^R	X-element	Stainless Steel	—	—
⑮ ^R	Spring Clip	Stainless Steel SUS304	1.4301	AISI304
⑯ ^R	X-element Guide	Stainless Steel SUS304	1.4301	AISI304
⑰ ^R	X-element Cover	Stainless Steel SUS304	1.4301	AISI304
⑱ ^R	Snap Ring	Stainless Steel SUS304	1.4301	AISI304
⑲ ^R	Air Vent Valve Seat	Stainless Steel SUS420F	1.4028	AISI420F
⑳	Plug	Carbon Steel SS400	1.0037	A6
㉑	Connector	Stainless Steel SUS416	1.4005	AISI416
㉒	Nameplate	Stainless Steel SUS304	1.4301	AISI304
㉓	Drain Plug	Carbon Steel SS400	1.0037	A6



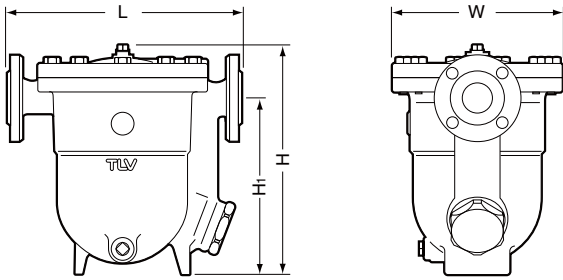
Copyright © TLV

* Equivalent materials

Replacement kits available: (M) maintenance parts, (R) repair parts, (F) float

Dimensions

● **J7.5X** Flanged

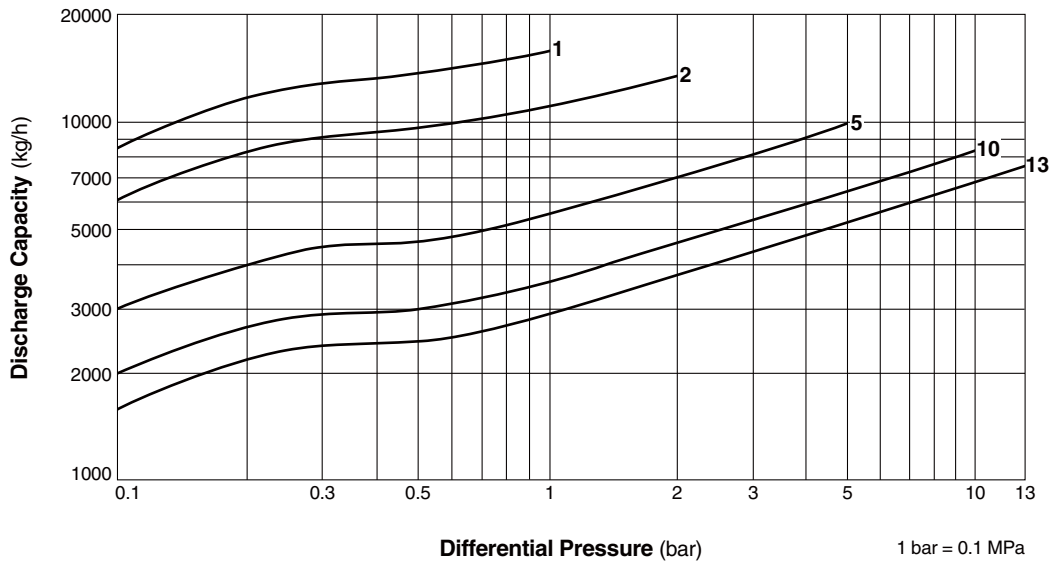


J7.5X Flanged (mm)

DN	L	H	H _i	φW	Weight (kg)
	DIN 2501 PN 10/16				
40	386	397	307	290	42
50	400	402			45
80	430	417			49

Other standards available, but length and weight may vary

Discharge Capacity



1. Line numbers within the graph refer to orifice numbers.
2. Differential pressure is the difference between the inlet and outlet pressure of the trap.
3. Capacities are based on continuous discharge of condensate 6°C below saturated steam temperature.
4. Recommended safety factor: at least 1.5.

CAUTION DO NOT use traps under conditions that exceed maximum differential pressure, as condensate backup will occur!

Manufacturer

ISO 9001/ISO 14001

TLV CO., LTD.
Kakogawa, Japan

is approved by LRQA Ltd. to ISO 9001/14001

